

COVID-19 (SARS-CoV-2) RT-PCR Test SPECIMEN COLLECTION GUIDE: NASAL SWAB

COLLECTION SUPPLIES

The following items are provided by Baylor Genetics in the test kit:

- Swab (1)
- Tube of medium (1)
- Biohazard bag (1)

SPECIMEN COLLECTION

Nasal specimens should be collected, transported, stored, and processed according to CLDI M41-A2.

STORAGE AND HANDLING


Store the test kit at 2°C to 8°C until the listed expiration date.

If specimens cannot be tested within 72 hours of collection, they should be frozen at -70°C or colder until tested.

SHIPPING INSTRUCTIONS

Specimens are to be shipped at 2°C to 8°C.

Frozen specimens are to be shipped frozen at -70°C or colder.

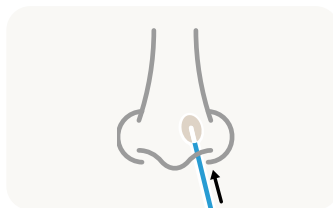


COLLECTING THE SAMPLE

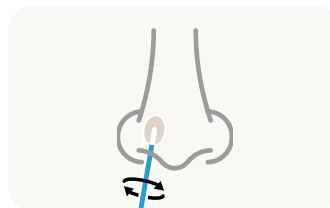
Before and after collecting the sample, wash hands with soap and water. For providers collecting specimens, maintain and use recommended personal protective equipment.



1. Position head slightly back.

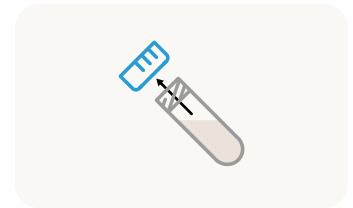


2. Position head slightly back and insert the swab in the **LEFT** nostril.

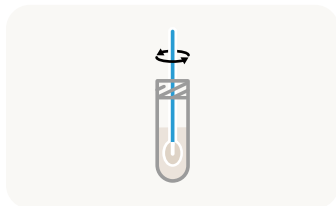


3. With the swab in place, rotate in a circular motion for 3-5 seconds.


Remove the swab from the left nostril and using the same swab, repeat steps for the **RIGHT** nostril.



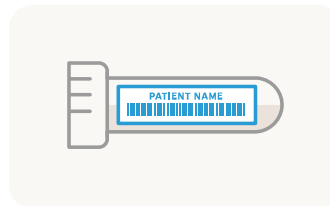
4. Remove Viral Transport Media (VTM) cap.




5. Insert patient specimen and vigorously swirl in media for 5 seconds.



6. Remove swab and place into appropriate biohazard waste container.



7. Place VTM cap back onto the tube and apply parafilm strip to seal the tube. **Include 2 different patient identifiers*** on tube label (e.g. first and last name, date of birth).



8. Place tube into the biohazard bag, place requisition in the back pocket of the biohazard bag. Store at the appropriate temperature until testing (See Storage and Handling for details).

This guide is for illustration purposes only. For specific instructions regarding specimen collection and shipping instructions, please refer to the manufacturer's package insert.

**If two patient identifiers are not included on the tube label there is a chance the patient's sample will be rejected, which will cause a delay in reporting.*